


















































Emergency Kit



American Red Cross

Visual Checklist

 Water-1 gallon/ person/day for 3 days	 Food: 3-day supply per person	 Pet Supplies	 Baby Supplies/ baby wipes	 Personal Hygiene & toilet paper	 Cell phone & charger	 Camera
 First Aid Kit	 Medications	 ID/Documents	 Cash & Coins	 Towelettes & Zip-Lock Bags	 Radio	 2-way Radios
 Kitchen Items/Utensils	 Multi-Purpose Tool & Knife,	 Can Opener & Scissors	 Hand / Foot Warmers	 Shovel	 Tools (pliers & flat head screwdriver)	 Jumper cables
 Batteries	 Flashlight	 Candles	 Matches	 Light Sticks	 Extra glasses a/o hearing aides	 Signal Mirror
 Work gloves & hand/foot warmers	 N95 Dust Mask	 Safety Glasses	 Penetrating Oil & Duct Tape	 Rope	 Bucket	 Bleach & eye dropper
 Tarps & trash bags	 Tube Tent	 Clear Plastic	 Sleeping Bags	 Blankets + a Mylar blanket	 Sheets	 Towels
 Clothing & extra socks	 Backpack	 Extra Keys	 Games, Books, Cards	 Pen & Paper	 Whistle & Compass	 Map

GET a kit! **MAKE** a plan! **BE** informed!



BE RED CROSS READY- It's important to prepare for possible disasters and other emergencies. Natural and human-caused disasters can strike suddenly, at anytime and anywhere. You may need to survive on your own after an emergency. Local officials and relief workers will be on the scene after a disaster, but they cannot reach everyone immediately. This means having your own food, water, and other supplies-**3 days-3 steps**. There are three steps everyone can take that can help make a difference...By taking it in steps, it won't seem so overwhelming, **BUT** please take the first step!

- **GET A KIT-**Put together a kit from the visual checklist. Have at least three days of supplies (non-perishable food and water) in an easy-to-carry portable container(s) located near an exit of your house. Keep a smaller version of the kit in your vehicle.
 1. Generally, one gallon of water per person per day. Individual needs vary, depending on age, physical condition, activity, diet and climate. Remember to account for animals, too!
 2. Keep a light source in the top of your kit, so you can find it quickly in the dark. Pack extra clothing, matches, personal documents & other items in plastic zip lock bags to protect them. Personalize your kit-to meet the individual needs of each family member.
 3. Remember to check your kit and replace stock every six months. Adjust clothing for winter and summer needs. Check expiration dates on batteries, light sticks, food, and water.
- **MAKE A PLAN-**Planning ahead will help you have the best possible response to disaster. **TALK-**discuss with your family the disasters that can happen where you live. And make sure everyone in the household knows where the emergency information and supplies are kept. Keep information up to date. Establish responsibilities for each member of your household and plan to work together as a team. Learn how and when to shut off utilities such as electricity, water, and gas. **PLAN-**Choose two places to meet after a disaster.
 1. Right outside your house, in case of a sudden emergency, such as a fire.
 2. Outside your neighborhood, in case you cannot return home or are asked to evacuate your neighborhood.

PRACTICE- evacuating your home twice a year. Drive your evacuation route and plot routes on a map in case roads are impassable or gridlocked. Include your pets, by sounding the smoke alarm and note where they hide. If you must evacuate, take your animals with you. If it is not safe for you, it is not safe for them.

- **BE INFORMED- LEARN-**what disasters or emergencies may occur where you live, work, and play. **IDENTIFY-**how local authorities will notify you during a disaster, and download the **FREE** Red Cross mobile app, **Emergency**, at www.redcross.org/apps or from your preferred app vendor.